



Since 1949

## Acme Sanitary Ware Co. Ltd.

1/F, Acme Building, 22-28 Nanking Street, Kowloon, Hong Kong


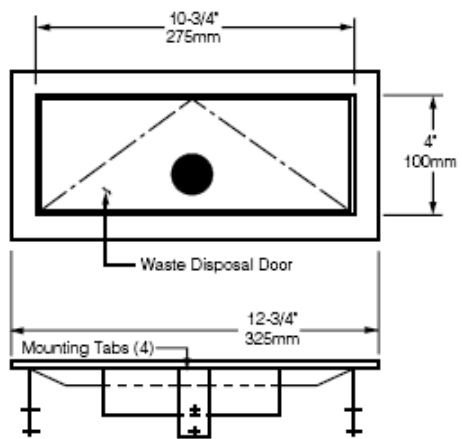
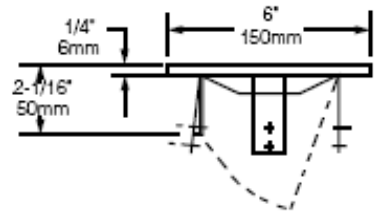
Tel: 2388 7171 Fax: 2710 8012

Email: acme@acmesanitary.com.hk

Website: www.acmesanitary.com.hk

PROJECT		REF		REV	ITEM CODE	
LOCATION		DATE			PAGE	

### SANITARY WARE SPECIFICATION SHEET

Item Descriptions	Bobrick (USA) Waste disposal door for mounting in countertops	Illustration/ Drawing
Dimensions	Refer to drawing	
Model	B-527	
Material/ Finish	Stainless Steel	
Manufacturer	Bobrick Washroom Equipment Inc. (USA)	
Supplier	Acme Sanitary Ware Co. Ltd Mr. Eric Wong/ Mr. Don Yuen	
Contact Tel/Fax	(852) 2388-7171 / (852) 2710-8012	
E-mail	acme@acmesanitary.com.hk	
Website	www.acmesanitary.com.hk	
<b>MATERIALS:</b> <b>Flange</b> — 18-8, type-304, 22-gauge (0.8mm) stainless steel. 1/4" (6mm) 90° return for maximum rigidity. <b>Waste-Disposal Door</b> — 18-8, type-304, 22-gauge (0.8mm) stainless steel. All-welded construction. Self-closing door is equipped with a spring-loaded, full-length stainless steel piano-hinge. International graphic symbol identifies unit. <b>OPERATION:</b> Self-closing door allows convenient disposal of paper towels and waste from the top by pushing downward through the hinged opening, then shuts tightly after use. Designer's Notes: Waste receptacle is not included with unit. Housing below countertop to conceal waste receptacle is not included with the unit—must be furnished by others. Waste-disposal door may be mounted in vertical surfaces of countertop also, including aprons, skirts, or front of cabinets. <b>INSTALLATION:</b> Unit is designed for installation in countertop. 4-1/2" (114mm) minimum clearance below mounting surface is required. Mount unit through a cutout specially ordered from countertop manufacturer or field cut. Dimensions of cutout are to be 11-1/4" wide x 4-1/2" high (285 x 115mm). Adjustable mounting tabs accommodate mounting thicknesses from 3/4" to 1-1/2" (19 to 38mm). For complete installation instructions, see Form No. 527-69, packed with each shipment; also available in advance on request. <b>SPECIFICATION:</b> Waste-disposal door for mounting in countertops shall be type-304 stainless steel with all-welded construction; exposed surfaces shall have satin finish. Flange shall have 1/4" (6mm) 90° return. Self-closing door shall be equipped with a spring-loaded, full-length stainless steel piano-hinge and an international graphic symbol.		 <p><b>Rough Countertop Cutout</b> 11-1/4" (285mm) wide 4-1/2" (115mm) high 3/4" to 1-1/2" (19 to 38mm) mounting thickness 4-1/2" (115mm) minimum clearance below mounting surface</p>  

\* All information of the above is for the reference only. No prior notice is made if any changes.

Source: Bobrick Washroom Equipment Inc.